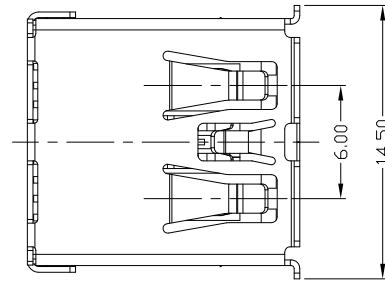
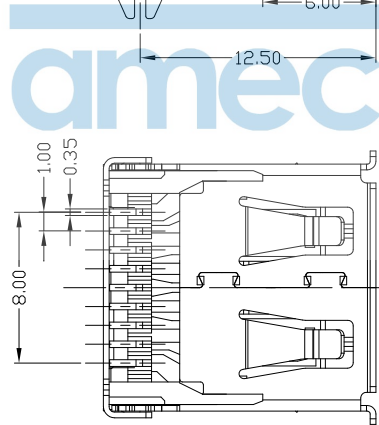
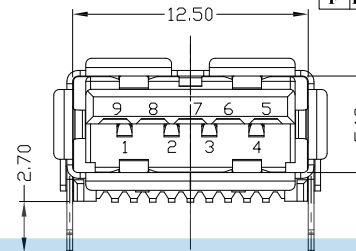
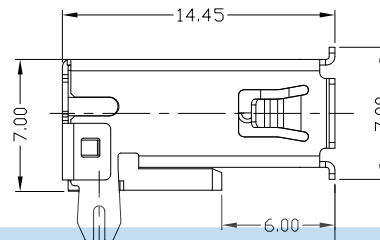
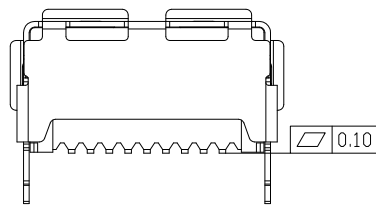
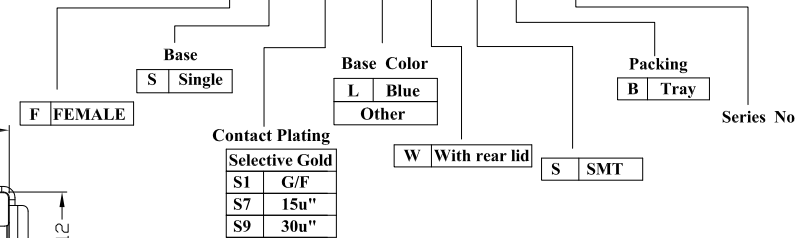


REV.	DESCRIPTION	DATE
A	New Drawing	2017/2/3



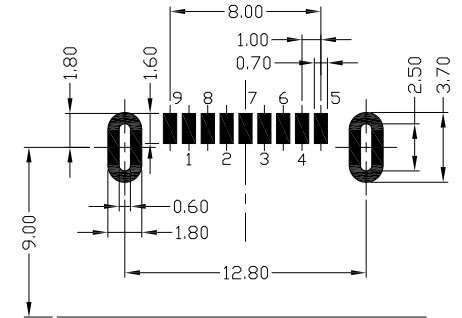
USBA-FSXXLWSB-B03



amec

Langer Acker 32 (+49 05130 / 5042-0)
 30900 Wedemark info@amec-gmbh.de
 Germany www.amec-gmbh.de

- NOTES:
- ELECTRICAL:
 - CURRENT RATING: 1.5AMP;
 - INSULATION RESISTANCE: 100MΩ MIN;
 - CONTACT RESISTANCE: 30mΩ MAX;
 - WITHSTANDING VOLTAGE: 100V AC;
 - OPERATING TEMPERATURE: -40°C ~ +85°C.
 - Mechanical:
 - Mating Force: 35N MAX
 - Unmating Force: 10N MIN.
 - DIMENSIONS MARKED "▼" TO BE CHECKED BY QC & IPQC



PCB EDGE

RECOMMENDED PCB LAYOUT

RoHS compliant

Pin #	SIGNAL NAME	DESCRIPTION	MATING SEQUENCE
1	VBUS	POWER	SECOND
2	D-	USB 2.0 DIFFERENTIAL PAIR	THIRD
3	D+		
4	GND	GROUND FOR POWER RETURN	SECOND
5	STDA_SSRX-	SUPERSPEED RECEIVER LAST DIFFERENTIAL PAIR	
6	STDA_SSRX+		
7	GND_DRAIN	GROUND FOR SIGNAL RETURN	
8	STDA_SSTX-	SUPERSPEED TRANSMITTER DIFFERENTIAL PAIR	
9	STDA_SSTX+		
Shell	Shield	CONNECTOR METAL SHELL	FRIST

竣豪電子股份有限公司
Superior Tech Co., Ltd.

General Tolerance	TITLE	USB 3.0AF板上SMT短体L14.5	
X. ± 0.5	DRAWN	DATE	NO.
.X ± 0.3	Zhanghonglan	2-3-17'	T006
.XX ± 0.2	CHECK	DATE	PART NO.
.XXX ± 0.1	APPROVED	DATE	USBA-FSXXLWS-B-B03
角度 ± 5°			CUSTOMER NO.

REV.	UNIT	SCALE	
B	mm	1:1	